
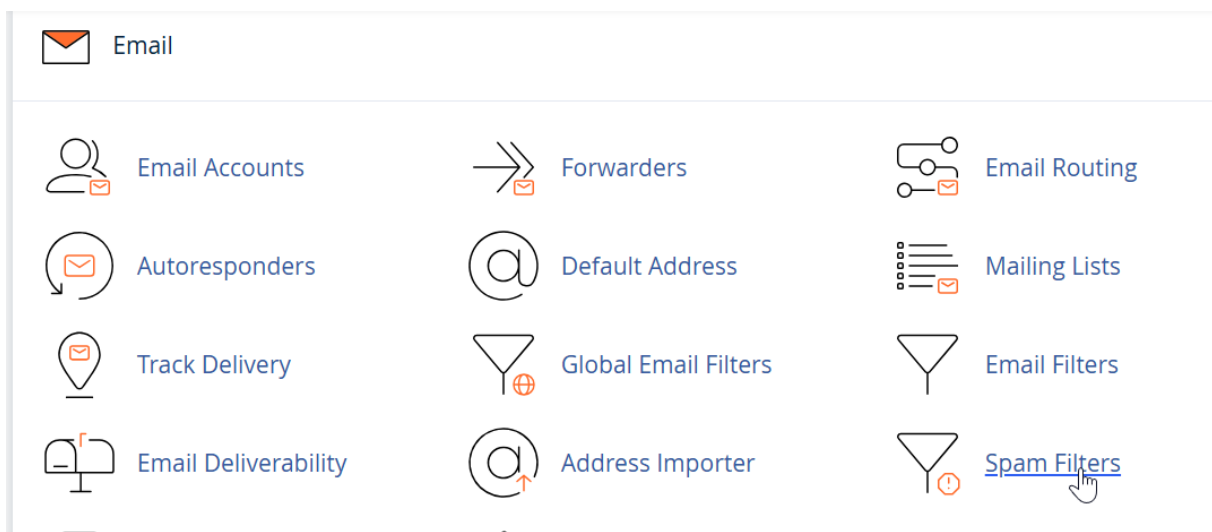


LWS – TopHébergement Gestion des indésirables/SPAM

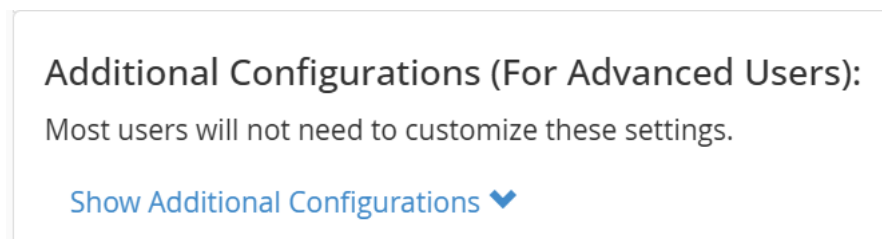
1-Se connecter à son interface et lancer Cpanel



2-Dans la catégorie Email choisir Spam Filters



3-Dans Spam Filters aller tout en bas de la page Show Additional Configuration



4-Editer la liste blanche par Edit Spam Whitelist Setting

Whitelist (Emails **Always** Allowed)

You currently have 1 whitelisted item.

The spam filters will always allow these items.

[✎ Edit Spam Whitelist Settings](#)

5-Ajouter activite@cafmeythet.org et enregistrer

Whitelist

Configure the whitelist settings for Spam Filters.

Spam Whitelist Items (whitelist_from) [?](#)

whitelist_from

[+](#) Add A New "whitelist_from" Item

[Update Whitelist \(whitelist_from\)](#)